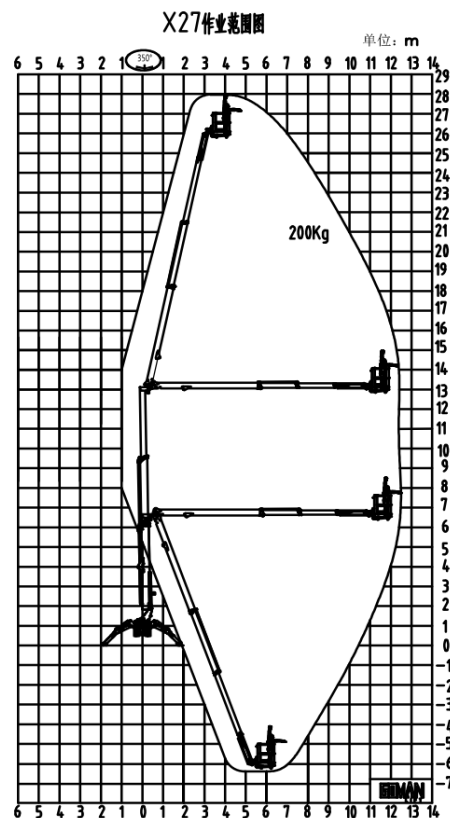


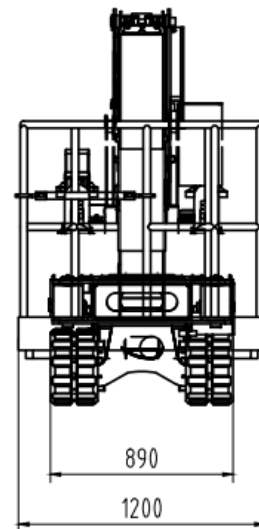
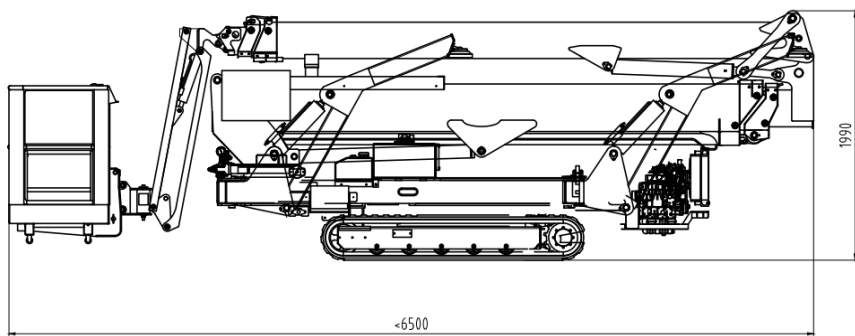


Standard Parameters

Model	X28	GX92
Max. work height	27.99m	92'
Max. platform height	25.99m	85'
Load capacity	200kg	440lb
Lateral Outreach	12.5m	41'
Basket rotation	180°	
Jib rotation	120°	
Turntable rotation	360° non continuous	
Size of platform	1.2*0.8m	47" x 32"
Overall stowed length	6.50m	256"
Overall stowed width	1.20m	47"
Overall stowed height	1.99m	78"
Total weight	4000kg	8,818lb
Driving speed km/h	0-2.2	
Max. work slope	20%	
Max. climbing ability	30%	
Dual Power capacity	220v AC power + Diesel engine 18.5Kw	



Technical data



Standard Features

- ▶ Compact design for indoor and outdoor use
- ▶ HMI and redundant PLC controller made Germany
- ▶ Self-leveling basket, and detachable
- ▶ Outriggers manual leveling, automatically as optional
- ▶ 230v(110) 50Hz 16A outlet in the work platform
- ▶ Hydraulically arms and outrigger interlock
- ▶ Weight dispersal low ground pressure
- ▶ Made of high tensile steel, hot dip galvanized boom available
- ▶ Cable remote control, radio control as optional
- ▶ Reach standard of ISO, CE and ANSI